



Primary school

Example layouts for primary school classes
and whole-day primary schools



Бесплатный звонок 8 800 700 3209
mail@bogart.ru www.bogart.ru

ОРГАНИЗАЦИЯ РАБОЧЕГО ПРОСТРАНСТВА
ОСНАЩЕНИЕ ОБЩЕСТВЕННЫХ ЗДАНИЙ

Inspiring learning worlds

Entering the world of school is such an important step! We want to shape it as a place for learning and living, where pupils feel at ease right from the very beginning. A place where they can learn happily and successfully.

Teaching concepts need spaces that support their aims. Spaces that respond to different learning phases and requirements, permitting new learning experiences and offering freedom for creativity. Put simply, places that inspire and create an atmosphere where pupils can learn successfully.

We want to respond to these needs and present to you our ideas for creating inspiring learning worlds over the following pages. They are specially conceived to meet the needs of children in primary school and lower grade and offer complete freedom for a vibrant teaching approach. So let the adventure of school begin. Be inspired!

Contents

Intro

Designing learning spaces:
Furniture to meet children's needs

4

1. Learning and practising

1.1 Teaching rooms, learning workshops

12

1.2 Group rooms, differentiation

20

1.3 Cooperating across age groups

28

1.4 Floor-level work

30

1.5 Market place, learning workshop,
self-learning centre

36

1.6 Special subjects room, creative area,
research room

42

2. Preparation

2.1 Teacher's workplace in the teaching room

44

2.2 Team space, teachers' workroom

50

3. Support

3.1 Homework, leisure time, withdrawal

58

4. Open areas

4.1 Corridor, cloakroom

62

4.2 Lunch, school canteen

64

Encouraging movement: Furniture that meets children's needs

Learning with all the senses.

Furniture plays a vital role in everyday school activity. Among other things, it determines how physiologically uplifting learning is for pupils and how well social interaction is supported. Does the furniture provide enough scope to satisfy the healthy need to move?

Like eating, drinking and sleeping, movement is a basic prerequisite for our physical and mental well-being. We all move spontaneously in our everyday lives and it is impossible to overstate the importance of doing so for our overall health and performance. For example, it contributes to the regular activation of our muscle and movement sensors that help keep our senses in balance. However, despite these benefits, we often fail to make adequate provisions for spontaneous movement in today's learning world.

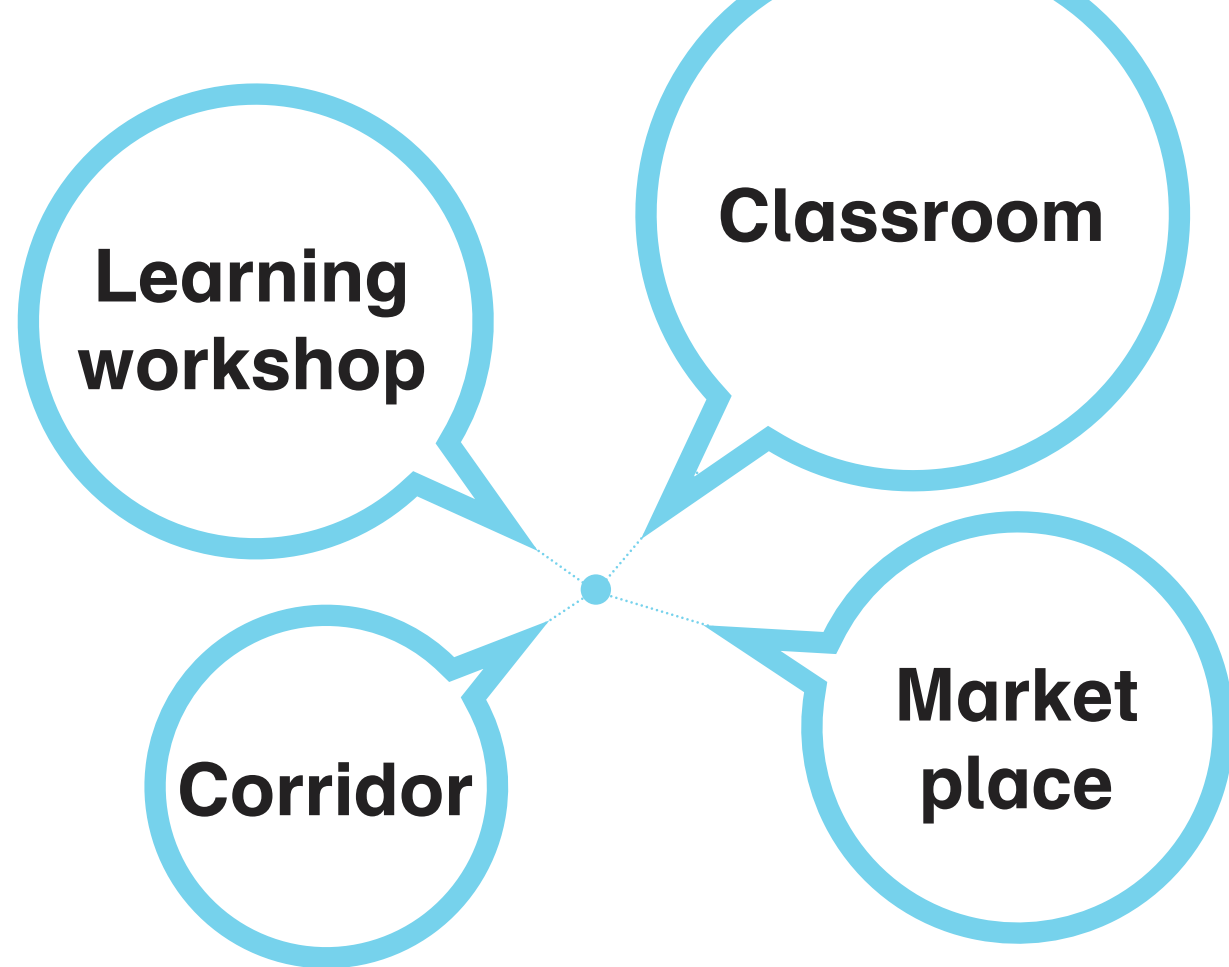
As paradoxical as it may seem, even sitting must permit a certain amount of movement. This natural urge to move at all times allows the body and mind to remain agile.

Scientific studies make it clear that conventional furnishing arrangements with fixed tables and chairs cannot optimally encourage physical and mental development. Sitting still for long periods leads to a standstill – mentally as well as physically. Most importantly, children in particular need to move a great deal more than adults to ensure the harmonious development of their bodies and minds.

Sustainable learning.

When educational practice, architecture, furnishing and equipment concepts work together, it results in a space designed to encourage learning. Spaces such as these focus on children, together with their physical, mental and emotional needs, by promoting natural movement and regular changes of posture. Flexible spaces encourage them to adopt positive behavioural attitudes by supporting individual learning rhythms and changing forms of social interaction. It also encourages curiosity and the joy of discovery. All these elements combine to make school a place of all-round well-being, bolstering positive emotions that form the basis for sustainable learning.





The best place to learn? Everywhere!

Who says that successful learning is only possible in traditional classrooms? It's abundantly clear that we need to change the way we think about the many diverse possibilities of school spaces. We need to support and encourage differentiated learning situations.

Variable spaces permit an enormous range of different approaches and activities. More flexible working and living spaces encourage better physical and postural behaviours, and is more conducive to movement. Everywhere is a good place to learn, so all areas – both indoors and outdoors – can be used. These considerations can transform a school into a more open learning space.

Uninspiring areas are changed into stimulating environments by using versatile furniture. Stools, cushion seats or mats, for example, make it possible to integrate adjacent corridors into the working space. Folding stand-at tables, seating or standing areas around pillars, or seating and standing elements fixed to the wall – all help support pupils during their unsupervised work.

This sort of flexibility provides a significantly more healthy alternative to the traditional rigid seating arrangements that restrict adequate physical movement and mental agility. Throughout the entire school day, pupils should be stimulated to change position, change locations and engage in varied forms of work. This way, learning acquires a rhythm that responds more naturally to children's individual needs.



PantoSwing-LuPo
Forward-sprung
cantilevered chair



Shift+ Base
Pupil's table,
concave/convex



Shift+ Base
Teacher's table in 2 fixed heights
or continuously height-adjustable



Shift+ Base
Group table



Shift+ Landscape
Mobile shelving



Gugl
Stackable cylindrical
table (FloorFriends)



Hokki
Active stool



Shift+ Landscape
Seating module



Stimulating

Ergonomic

Practical



Shift+ Base
Pupil's table,
concave/convex



Shift+ Base
Teacher's table in 2 fixed
heights or continuously
height-adjustable



Shift+ Landscape
Movable shelving

School furniture concepts: More than just good design.

Should design aspects play an important role in the development of school furniture? It's not just a question of exemplary design, but also one of providing optimum functionality. Well-designed furniture performs best when in use, as made clear by the Bauhaus movement – but furniture should also provide ergonomic support and be versatile enough for use in many different applications.

In addition, well-designed furniture ensures that it can be used differently everyday, as is needed. Conversely, deficits in the design of furniture become apparent during everyday use, highlighting genuine disadvantages over time.

As a result, pupils and teachers feel better cared for and valued in well-designed surroundings. This in itself encourages a more pleasant and successful learning world, where imagination and creativity are stimulated.

These are the reasons why VS only work with benchmark design partners when developing chairs and school furniture. Examples of such pioneering developments include the PantoSwing, created in 1994 by design legend Verner Panton: who reinterpreted the idea of the conventional cantilevered chair in a new way as a forward-sprung chair. Or the versatile JUMPER by Jean Nouvel, a brand-new innovation of 2019: the first school chair to be awarded the “Cradle to Cradle Certified” sustainability certificate. These are epochs that truly shape their age.



Shift+ Landscape
Padded mats, carpet elements and
back support rollers (FloorFriends)



Gugl
Stackable cylindrical
table (FloorFriends)



Hokki
Active stool



Stacking stone and spinning stone
Multifunctional seating and play
element (FloorFriends)



TriTable-III
Triangular table



PantoSwing-LuPo
Forward-sprung
cantilevered chair
Design: Verner Panton



JUMPER Air Active
Forward-sprung
cantilevered chair
Design: Jean Nouvel



Further reading:
Creative learning worlds: "New Work Order" – a study by trend consultant Birgit Gebhardt, available to order from iba.online/service/publikationen/

Communication, cooperation, creativity.

How can we best support communication and cooperation through our furniture and media during teaching? How can we help to ensure the children's love of learning and discovery is awakened and encouraged through creativity and engaging teaching methods?

For us, these are key questions. We want to design learning spaces that inspire and provide new stimulus every single day. It is crucial that communication in primary school is not one-dimensional, but takes a variety of forms – taking place in full-class sessions or circles of chairs, just as well as during playful learning and discovery, with cooperative learning in partner or individual work.

The important thing is to constantly vary the teaching methods used, as well as the way children work and play in order to inspire imagination, curiosity and interest. An entire school day has mixed activity: study, noisy playtimes, relaxing, reading, eating and discussing – all contributing to a healthy learning rhythm.

Our aim is to create inspiring learning worlds where all of this is possible, with room concepts and ideas that open up the greatest possible spectrum of teaching practices. We've developed our ideas in collaboration with experts from the worlds of pedagogy, teaching and school practice, interior architecture, trend and behavioural research and ergonomics. Their knowledge and experience never fail to help us make new advances and truly understand what today's schools really need.



VS Vereinigte Spezialmöbelfabriken GmbH & Co. KG

VS is Germany's leading manufacturer of school furniture with a strong global presence. Our family-run organisation is also successful as a supplier of fittings for office buildings and construction projects.

We have been developing, manufacturing and marketing equipment and media solutions for the knowledge society for more than a century, supplying schools, universities, administrations, ministries, companies and corporations.

The head office and production site is located at Tauberbischofsheim in Baden-Württemberg, Germany. We also have subsidiaries and branches in Europe, the USA and the Near East.

A source of ideas: OWP/P Architects,
VS Furniture, Bruce Mau
Design: The Third Teacher
ISBN-13: 978-0810989986
The authors examine the question of the
relationship between the design of learning
spaces and the way children learn, as well as
how schools can develop into inspiring places
for learning.



1.1 Learning and practising: Teaching rooms, learning workshops

Encouraging versatile learning.

The new learning spaces allow rooms to open up, permitting a wealth of methodological and pedagogic possibilities. Flexible furniture is a must, such as tables and chairs that can be quickly rearranged by the children themselves, ready for the next learning and working phase. This allows the rhythm of everyday school life to encompass many different activities, without time-consuming reorganisations. Learning situations can be designed to ensure children are always involved, enabling them to contribute ideas and remain keen when exploring and planning layouts.

When furniture reacts perfectly to every change of scenario, traditional classrooms become versatile learning environments. One example would be a modern learning workshop. A single room provides all the design freedom that multifaceted, creative teaching and organisational forms require. Working at a workstation, group discussions, teamwork, individual assistance, silent concentration, teacher-centred teaching – or any other form of teaching in response to the demands of the current teaching situation.

The space can easily be restored to its basic configuration again at any time, ready to be redesigned for the next challenge.

Working together to find solutions.

When working in teams or with partners, pupils work on a task together. They can talk to one another about their prior knowledge, their different approaches to finding a solution, or even discuss the mistakes they have made – working together in the most effective way to achieve their aim.

Alongside the processing of content and the support for communicative abilities that this brings, it also helps develop social skills. The aim is to consider and appreciate other people's points of view, as a learning exercise in itself.

With the TriTable-III stackable tables and the easy-to-handle PantoSwing-LuPo chairs, partner-based work can be integrated without difficulty into everyday teaching.



PantoSwing-LuPo
Forward-sprung
cantilevered chair



TriTable-III
Stackable
triangular table





PantoSwing-LuPo
Forward-sprung
cantilevered chair



Shift+ Base
Height-adjustable
teacher's desk



Shift+ Landscape
Movable shelving



Shift+ Base
Pupil's table,
concave/convex, stackable



Moving away from a central focus.

Versatile furniture makes it easy to integrate new possibilities within the classroom. For input phases and presentations, the furniture in the room is best set up facing the front. With this arrangement, the entire group can concentrate solely on the person who is presenting the information.

However, for phases involving project work, central, forward-facing furniture arrangements can be reorganised into a number of different arrangements. Various separated areas or 'zones' can be juxtaposed, with circular forms, snake-like lines and team configurations, for example. The possibilities are boundless.

The corresponding furniture is mobile and versatile in use, such as the TriTable-III triangular table and the Shift+ Base pupil's table. The mobile Shift+ Landscape shelving provides storage space. The teacher can also be mobile with the free-standing Shift+ Base teacher's desk, conveniently fitted with castors to move anywhere within the room.



PantoSwing-LuPo
Forward-sprung
cantilevered chair



TriTable-III
Stackable
triangular table



Hokki
Stool



Shift+ Base
Semicircular table



Serie 800
Shelf units



Shift+ Landscape
Movable shelving





The future is now.

Just imagine ... all the pupils are equipped with tablets securely integrated into the school network, immediately ready for use.

Nowadays, digital media is a firmly established part of the teaching repertoire as early as primary school and lower grade. Interactive displays open up many different possibilities for

integrating all types of digital content. By doing so, the learning world becomes creative and multifaceted – similar to the digital environments experienced by the pupils themselves. Digital media also gives each individual their own specific options by supporting self-driven learning, differentiation and an individualised approach. It is vital to take advantage of the special opportunities and possibilities made available by digital solutions.

All the digital applications can be controlled from the teacher's table. The MediaBox compact media workplace is ideally suited for this. This is complemented by the height-adjustable RondoLift-KF sitting and stand-at table. The TriTable-III triangular tables are particularly versatile and easy to combine.



JUMPER Air Move
Star-foot chair



TriTable-III
Stackable
triangular table



MediaBox
Teacher's media
workplace with
storage space



RondoLift-KF
Height-adjustable sit-at
and stand-at table



Shift+ Landscape
Cabinet with doors for
specialist rooms, mobile









More flexible ways to learn.

Designing learning worlds to meet real needs. One space, many possibilities – this is the defining characteristic of the modern classroom. It's why we prefer to call it a learning workshop.

Group work benefits from team tables that can be easily arranged within the room. Each group organises itself in its own space, but can swap ideas and discuss with the others whenever needed.

Quiet work alone, research tasks, or individual support all demand separate workplaces, preferably sheltered from the surrounding activity.

This type of variety can all be achieved quickly and conveniently in one and the same room, which can be reorganised again whenever necessary. Thanks to our versatile, easily combinable furniture, all of this is possible at any time. The UnoBean pupil's table, for example, can be moved quickly and easily, even by primary school

pupils. Its special shape permits a wide variety of table combinations. The Serie 800 cabinets and shelves provide storage space. Additional elements such as the Serie 2000-P screens help create separated areas in the room.



FlexiPanel
Media rail with boards



UnoBean
Skid table



UnoBean
Skid table



Shift+ Base
Semicircular table



Serie 2000-P
Screen,
single element



Serie 800
Cabinets and shelves
with property boxes

1.2 Learning and practising:

Group rooms, differentiation

Designing the learning experience.

In the case of group work, what's needed is a basic table that can easily be combined and moved together with other tables. This way, individual tables become larger configurations for groups of different sizes, just as the situation demands. Leg-mounted castors make the tables easy to move and combine, just as the mood takes you.

By implementing this concept, input phases or presentations, where the entire group faces the person providing the information, can be directly transformed into a subsequent group work phase.

The chairs used by pupils should also be compatible by being lightweight and easy to handle, so that they can also be integrated into new configurations without difficulty.

What is the easiest way to create differentiated learning environments that offer different solutions for different children? The answer: by integrating brightly-coloured, child-friendly seating modules such as Shift+ Landscape. This addition makes the learning space suitable for differentiated use.

In an arrangement of such versatility, it is only natural the teacher's desk should also be able to move freely. This way, the teacher can join in and alternate between differently configured groups, providing support at anytime where needed.



For groups of all sizes.

Effective learning is anything but one-dimensional. There are many active ways to make new topics accessible, with many new outlooks to discover. What is vital is that spaces support this type of variety.

This demand requires furniture such as the Shift+ Base pupil's table, which can be ideally arranged for group work. The Shift+ Landscape module provides mobile storage space and can also be used to separate different areas. The Shift+ Landscape seating elements can be directly integrated into this combination. Playful elements such as the Gugl occasional unit help extend the range.



PantoSwing-LuPo
Forward-sprung
cantilevered chair



Shift+ Base
Pupil's table,
concave/convex,
stackable



Shift+ Base
Height-adjustable
teacher's desk



Shift+ Landscape
Movable shelving



Gugl
Occasional unit
with storage space
(FloorFriends)



Shift+ Landscape
Soft seating elements





PantoSwing-LuPo
Forward-sprung
cantilevered chair



Hokki
Stool



Shift+ Base
Pupil's table,
concave/convex, stackable



Shift+ Landscape
Movable shelving



Shift+ Landscape
Mobile shelving elements
with Gratnells plastic trays



The step towards open teaching.

In primary school and lower grade in particular, self-organised work is an interesting way to promote individual capabilities. When working like this, children have the freedom to choose the content they want to learn and the way they want to do it, effectively designing their own personal learning process. This way, it's possible to organise individualised, differentiated learning in mixed learning groups.

This variety places special demands on the furniture that go beyond the capabilities of standard solutions. What's needed is highly flexible, extremely mobile and easily combinable furniture that can be rearranged quickly and easily. The Shift+ Base single-seater and group tables, or the lightweight PantoSwing-LuPo cantilevered chairs are perfect examples.



PantoSwing-LuPo
Forward-sprung
cantilevered chair



Shift+ Landscape
Movable shelving



Shift+ Landscape
Mobile shelving elements
with Gratnells plastic trays





PantoSwing-LuPo
Forward-sprung
cantilevered chair



TriTable-III
Stackable
triangular table



Shift+ Base
Height-adjustable
teacher's desk



Shift+ Landscape
Movable shelving



Finding one's place in the group.

With the right furniture, group work can be integrated seamlessly and organically into teaching practises, allowing pupils to work together in smaller or larger groups during certain teaching phases.

In this learning environment, the TriTable-III triangular tables have an unmatched advantage – they can be moved together to form assemblies which cater for groups of almost any size. They are conveniently equipped with castors, so even young pupils can

move them. The lightweight PantoSwing-LuPo cantilevered chair is an ideal partner to the triangular tables. The Shift+ Base teacher's desk allows the teacher to freely to move around the room, between table-group configurations.

Group work also highlights the need for certain social skills. Everyone must take into account the viewpoint of others, while simultaneously inputting their own ideas. Cooperative work like this provides not only content, but also a valuable social education.





Primary school classes and whole-day primary schools | 2

1.2 Learning and practising: Group rooms



Islands for concentrated work.

There are times when learning simply needs peace and quiet. How can we provide enough individual workplaces for pupils, whilst still leaving enough space for other activities? Space is often a scarce resource in a school, so a clever solution is needed.

Our suggested solution named 'Learning Office' is a dedicated space for homework, concentrated learning and other self-organised learning

processes. These workplaces consist of the compact LearnBox cabinet element, combined with the Cross rectangular table, or the space-saving TriTable-III triangular table. To allow pupils of different age groups and physical sizes to use these workplaces effectively, the PantoMove-LuPo (Plus) chair possesses a particularly large height-adjustment range, complete with a supporting foot ring.





PantoMove-LuPo (Plus)
Star-foot chair with foot ring



TriTable-III
Triangular table



LearnBox
Cabinet



Serie 800
Shelf units

1.3 Learning and exercising:

Mixed age group teaching

Designing successful cooperation.

Children from different years are increasingly mixing in group classes for learning activities. These types of mixed age-groups often have to cater more specifically for pupils with different individual learning requirements. Alongside the pedagogic challenge of working productively with such varied groups, it's necessary to choose furniture that creates the best possible working conditions for everyone – big and small alike.

So how can pupils of different sizes all sit equally and ergonomically within such mixed aged-groups and teaching scenarios? The practical solution to this problem is to use chairs that can be optimally adapted to different individual circumstances, providing adjustable seat-size options within a single model.

The vital factor and challenge is sharing the same table height. This ensures children of different ages and statures can work well together at eye level. With continuously height-adjustable chairs, or chairs equipped with height-adjustable foot supports, pupils of different physical sizes can work together within these parameters – as and when the situation demands.



Learning eye-to-eye.

The Level-VF cantilevered chair is the perfect solution to this need. So what makes this chair so special? It's equipped with a manually adjusted foot support that moves vertically up or down to various hole positions on the legs, without the need for specialist tools. Once the foot support has snapped into place, it is securely locked – even when subject to substantial loads. Two welded cross-pieces between the steel skids give the tubular steel frame extra stability and ensure the foot support can be easily adjusted at all times.

The easy-to-combine TriTable-III triangular table is perfect for use by pupils. The Hokki active stool is also available when pupils need to sit briefly. The Serie 800 shelving and cabinet system can be equipped to meet any specific needs.



Level-VF
Pupil's chair for
multi-year learning



TriTable-III
Stackable
triangular table



Hokki
Stool



Serie 800
Combination cabinet

1.4 Learning and exercising:

Floor-level learning

Integrating child-friendly solutions.

In primary school and lower grade, it's particularly important to incorporate attractive, child-friendly solutions that promote learning, focusing entirely on their individual needs. The most important thing is to encourage them to be regularly active and involved in their environment. Such forms of participation help pupils remain engaged and attentive.

Up to an approximate age of twelve years, children often like to work on the floor. Here they can change their position without restriction and constantly move in ways that feel more natural to them. Alongside conventional furniture, more playful elements that encourage activity are also important to consider here. Elements that allow children to learn and work at floor level, whether lying on their fronts, sitting or crouching. Basically, whatever posture best matches their natural learning behaviour at any given time.

The FloorFriends concept meets this need and encourages fun, but concentrated floor-level learning. The various carpeting elements and padded mats are specially designed for this. They open up new child-friendly approaches to learning by playfully inviting pupils to discover new ideas and possibilities through positive interaction.



Bringing imagination and curiosity to life. Variety is fun! Change is demanding and stimulating. The static, uniform classroom layouts of past generations have all but disappeared. Nowadays, variety and flexibility is the key. It's also especially important to integrate more

child-friendly solutions such as floor-level learning within everyday school activities. This provides a stimulating alternative to the conventional table-bound working arrangements. Our FloorFriends concept allows for a whole new productive teaching phase to begin.



Shift+ Landscape
Padded mats (FloorFriends)



Shift+ Landscape
Movable shelving



PantoSwing-LuPo
Forward-sprung
cantilevered chair



Shift+ Base
Pupil's table,
concave/convex, stackable



Hokki
Stool



Shift+ Base
Height-adjustable
teacher's desk



Gugl
Occasional unit with
storage space (FloorFriends)



Shift+ Landscape
Padded mats and
back support rollers
(FloorFriends)



Shift+ Landscape
Movable shelving

Differentiated learning environment.

Comfortable, slip-proof pads and floor mats are perfect for lying, sitting, kneeling or crouching. The Gugl occasional unit is the ideal accompaniment. With its stable, lightweight plastic body, Gugl fits conveniently in any corner and can be moved quickly to the centre of activity when needed. Under the cover panel, it offers a large amount of storage space where the mats, carpets or back support rolls can be placed. Another extremely practical feature of the cover panel is that it is also available with pen holders. The portfolio for floor-level learning also includes low tables – for example, the triangular TriTable-III can be seamlessly combined with another table of the same type.

The mobile Shift+ Base table and moveable Shift+ Landscape shelving also form part of the overall arrangement and extend the range of possible uses. This way, the focus can switch from table to floor and back again, just as the situation requires.



Hokki
Stool



TriTable-III
Triangular table



Shift+ Landscape
Padded mats, carpet elements
and back support rollers
(FloorFriends)



Shift+ Landscape
Mobile shelving elements
with Grannells plastic trays



Shift+ Landscape
Movable shelving



Enjoy every moment of relaxation time.
Even at school, it is almost possible to feel at home by providing lively and attractive open spaces. Spaces that are completely dedicated to recovery, relaxation, breaks and free time between learning – all working to provide phases that help structure a child's school day.

These areas should be inviting, with a homely, familiar appearance that doesn't immediately evoke thoughts of school. This is possible using more child-friendly solutions. Seating surfaces and mats allow children to perform their activities at floor level in a way they enjoy, optimally matching their natural motor behaviour.

A day at school often seems long for young pupils. That's why it's important they enjoy periods of free time to recharge and develop the desire for new challenges.



PantoSwing-LuPo
Forward-sprung
cantilevered chair



Shift+ Base
Pupil's table,
concave/convex,
stackable



Hokki
Stool



Shift+ Base
Height-adjustable
teacher's desk



Stapelstein
Multifunctional seating
and play element
(FloorFriends)



TriTable-III
Triangular table

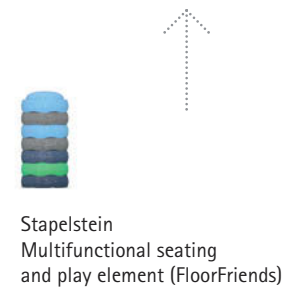
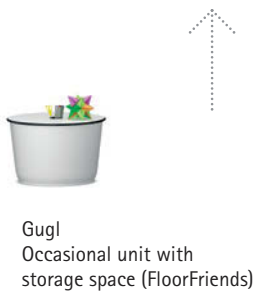


Shift+ Landscape
Padded mats
(FloorFriends)



Shift+ Landscape
Movable shelving





1.5 Learning and exercising: Market place, learning workshop, self-learning centre

Forms of independent working.

Market places form centres of learning in a school. They are open to everyone and can be used by a variety of pupils from different classes at the same time. This is a step toward independent working and learning – depending on age – with guidance and supervision by the teacher as a pedagogical assistant, or moderator.

While a market place is the meeting point for learning communities and self-organised learning, the concept of the learning workshop is used to develop teaching content in a learning-oriented manner. Workshop-based teaching is growing in importance in educational circles and gaining popularity among both pupils and teachers alike.

The term 'workshop' should be understood quite literally. The work is focused and pupils are responsible for achieving their own predetermined learning goals. To do this, they make use of content and working materials provided by the teacher. Such self-responsible and self-organised work increases the joy of learning and promotes motivation through the experience of personal progress and success.

In the self-learning centre, the focus is once again placed on independent learning. Pupils organise themselves and work actively at their tasks in order to achieve a specified aim.



Working in the learning workshop.

In the learning workshop, pupils work independently on a given topic under their own responsibility. They are given specific goal-oriented tasks in order to simplify this approach. The advantage of this learning concept? It motivates pupils to work independently and organise themselves.

The room used for this should also provide a differentiated spatial arrangement. Tables that can be moved together to cater for groups of different sizes, adjoin areas with comfortable seating modules and mobile shelf units that separate the different spaces. Semicircular tables arranged along the wall provide media workplaces for research. In addition, there are comfortable, child-friendly elements such as bean-bags and seating islands, or the Hokki active stool. In all: a workshop full of different ways to rediscover learning.



Compass-LuPo
Four-legged chair



PantoMove-LuPo
Star-foot chair



Shift+ Base
Semicircular table



Shift+ Base
Group table



Shift+ Landscape
Movable shelving



Hokki
Stool



Cloud
Bean bag



Shift+ Landscape
Seating module



Shift+ Base
Pupil's table,
concave/convex



Shift+ Base
Group table
folding



Shift+ Base
Teacher's table in two fixed
heights or continuously
height-adjustable



PantoMove-LuPo
Height-adjustable
star-foot chair





The market place as a learning centre.

The so-called market place is the shared heart of a learning community. It can be used by everyone at the same time and across groups. It allows classes to gather together and promotes a sense of community.

Here, everything is possible: from presentations to discussions, relaxation or concentrated learning, to creative experimentation. Everyone can work on their own or in a group, immersing themselves in a task of their own choosing, or getting on with work from the class timetable. It is also an ideal location for team teaching.

Mobile tables have proven their worth as educational furniture. They can be simply moved and grouped together, depending on the type of communication desired. Comfortable seating modules are also available in the form of the Shift+ Landscape units.

Folding tables on castors can be included quickly, then tidied away just as quickly again to save space.

The height-adjustable PantoMove-LuPo chairs and the easy-to-combine Shift+ Base pupils' tables can also be moved around the room. As a result, the market place acts as a multifunctional, versatile space that can also be used outside of teaching hours - for example, assisted homework.



You'll find more ideas on variable room concepts in our "Shift+" brochure, which can be obtained via www.vs.de/de/kontakt/.





Taking the initiative in the self-learning centre.

With a self-learning centre, independent learning phases can be additionally integrated into teaching as required. Here, pupils work on their tasks individually, or with others outside of their class group. This way, they learn under supervision to develop a certain amount of independence and act under their own responsibility. This high level of self-responsibility usually acts

as a motivation and encourages pupils to get to grips intensively with the educational material.

To allow mixed-age groups to work together in the self-learning centre, it is necessary to have chairs that allow them all to sit together at eye level. That's why we developed the Level, a pupil's chair with an adjustable foot support. However tall or short they are, all pupils are able to work at the same table height and sit on

the chair appropriate to their physical stature - with proper ergonomic support.

The mobile Shift+ Base tables and moveable Shift+ Landscape shelving can all be rearranged as required, ensuring a high level of flexibility. The lightweight Shift+ Landscape seating modules and the Hokki active stool are also ideal in this environment. Shift+ Base semicircular tables can also be put to good use as media workplaces for research.



Shift+ Base
Group table



Shift+ Landscape
Movable shelving



Shift+ Landscape
Seating module



Hokki
Stool



Level-LuPo
Pupil's chair for
multi-year learning

1.6 Learning and exercising: Special subjects room, creative area, research room

Equipping rooms for specific needs.

Special subject rooms place very different demands on furniture. The range of units that can be used in these rooms is therefore correspondingly large. This is because very important activities are performed here, where pupils undertake more concrete tasks. However, these are also spaces that are intended to convey the joy of discovery and a love of creative learning. Personal learning success becomes possible through creative work and research.

However, one Golden Rule always applies: order is everything. A lot of specific equipment and materials are needed when working, which then have to be stowed safely away again. It is therefore vital the organisation of cabinets and storage modules are precisely harmonised, providing everything from open shelving, collection cabinets and units with practical drawers for special materials boxes.



Everything perfectly prepared.

Stools are particularly appreciated in special subjects rooms because they're comfortable to sit on and provide optimum access to the table. The stackable Rondo four-legged chair is available in different heights, allowing everyone to work together comfortably at the same table. The slender Cross single-seater tables provide plenty of leg room for everyone. If necessary, it's an easy task to move several tables together.

Clearly structured organisation is provided by the Shift+ Landscape mobile shelving unit, which can also be equipped with removable plastic drawers. These can be used to make a wide range of teaching materials available quickly and easily, then securely stowed away. The MediaPro-II media rail provides writable boards and pin surfaces on the wall.



Rondo
Four-legged stool



Cross-R
Single-seater table



Shift+ Landscape
Mobile shelving elements
with Grannells plastic trays



MediaPro-II
Media rail with boards

2.1 Preparation:

Teacher's workplace in the teaching room

A greater presence in the room.

What's the best design for a teacher's workplace that ideally matches today's varied learning environments? We have a number of very different suggestions to answer this question. There's no single solution that's right for every situation. Rather, it all depends on the way teaching is planned.

We therefore have a very wide range, from stationary, fixed workplaces, through to more streamlined solutions that can be moved without restriction around the room. These enable teachers to be mobile, allowing them, for example, to provide targeted input at different locations during group work – acting as a guide for the class.

In addition, there's also an intelligent combination of mobile table and a compact storage elements, which has been specially designed for digital media use. Together, these result in an extremely high-performance media workplace.

Every variant has its own convincing strengths. The teacher's workplace in the room can be a simple, traditional desk with integrated storage space, or it can be extremely mobile by incorporating moveable stand-at tables, or desks.



PantoSwing-LuPo
Forward-sprung
cantilevered chair



Shift+ Base
Pupil's table,
concave/convex,
stackable



RondoLift-KF
Height-adjustable
sit-at and
stand-at table



Shift+ Landscape
Movable shelving



Hokki
Stool



Sitting and stand-at table rolled into one.

The RondoLift-KF teacher's table offers continuous height-adjustment over such a significant range, that it can be used as both a sitting and stand-at table. It can be optionally equipped with rollers, allowing it to be moved easily around the room. This way, the teacher becomes mobile, moving freely around the room wherever required at all times during group work.

The Shift+ Landscape mobile shelf units can also be moved around the classroom as required and supply material for group work. For example, the Shift+ Base pupil's tables can be combined in many different ways, offering great flexibility. Thanks to their castors, they can be quickly and easily rearranged too.





PantoSwing-LuPo
Forward-sprung
cantilevered chair



TriTable-III
Stackable
triangular table



Shift+ Base
Semicircular table



Hokki
Active stool



Shift+ Base
Height-adjustable
teacher's desk



Shift+ Landscape
Movable shelf units



Serie 800
Shelving

Moving freely around the classroom.

Nowadays, the traditional teacher's desk can easily be turned into a mobile teacher's workplace. The advantage of this type of mobile solution? The mobile teacher's desk accompanies the teacher anywhere within the classroom, providing support wherever needed.

Teachers are liberated from their typical central position directly in front of the class. Instead, they can move freely around the classroom, al-

ternating between different groups and situations. This is made possible thanks to the mobile RondoLift-KF teacher's table, or the moveable Shift+ Base teacher's desk.

These mobile teacher's tables are continuously height-adjustable and are suitable for both sitting and stand-at usage. The hand switch for the height-adjustment mechanism is protected by a cover to prevent accidental triggering. The rollers can be locked firmly in place too. Both

workplaces are large enough to easily accommodate a notebook and various documents, but compact enough for the table to be mobile at all times.

Mobile solutions such as these are helping classrooms shed their former one-dimensional, front-facing orientation. This brings movement and variety to teaching, allowing the available space to be used for more differentiated, or specific purposes.





2.1 Preparation in the teaching room





PantoSwing-LuPo
Forward-sprung
cantilevered chair



TriTable-III
Stackable
triangular table



PantoMove-Soft/Plus
Star foot chair
with foot ring



MediaBox
Teacher's media workplace
with storage space



RondoLift-KF
Height-adjustable
sit-at and stand-at table



Serie 800
Shelving

Digital control centre for teaching.

This teacher's workplace is ideally suited for digital learning environments. It is compact, but still has everything you need. It consists of a continuously height-adjustable table, with an accompanying MediaBox storage element designed for simple media management.

What an intelligent combination! It allows teachers to move spontaneously around the room, thanks to the RondoLift-KF worktable, which can be used as both a sitting and stand-

at table. It also provides a fixed module that not only securely accommodates and protects the CPU, laptop and peripheral devices, but also makes them quickly and easily available for use during teaching.

The MediaBox is available for positioning either to the left or the right of the worktable. The unit is accessible from three sides, all of which are secured by lockable doors and flaps. Behind these is an ample, well-designed storage space.

A monitor arm can be freely positioned on the integrated function rail, which can also be pivoted over the table. Thanks to the integrated cable guide, all the required cables can also be routed perfectly and tidily.

These tables are ideally accompanied by the PantoMove-Soft/Plus star-foot chair, which has a height adjustment range extending to stand-at table height. In this scenario, a foot ring ensures the teacher can sit comfortably.

2.2 Preparation:

Team space, teachers' workroom

Variety in the staff room.

For teachers, a day at school also means a full day's work. What's often needed most of all is a personal space to concentrate on completing tasks. This type of workplace can also be used to share ideas with colleagues, or perhaps discuss and prepare a joint project.

However, as a workroom for everyday work, the staff room also has other roles to play. It should ideally be set up in a way that permits the greatest possible range of uses. For example, providing areas for quiet communication, or a place of withdrawal and relaxation between demanding periods of teaching.

With differentiated areas for work and discussions in place, the staff room is fully equipped to meet the multifaceted demands of a typical teaching day. For example, informal team talks, an exchange of opinions in small groups, discussions involving all teaching staff, or individual work.

Last but not least, teaching staff deserve high-quality functional furniture and equipment to show their demanding work is truly appreciated. It helps create an atmosphere in which they feel more at ease, whilst supporting and nurturing a healthier team culture.



Providing optimum support for the working day.

Many activities can be performed in parallel here. The TriUnion triangular stand-at table is particularly valuable for short team discussions. The three sides provide ample space for small groups and include everyone equally in the discussion. In addition, standing stimulates the metabolism and helps maintain concentration. The TriUnion is also comfortable to sit at using the NF-Move (Plus) chairs, which offer a particularly large height-adjustment range.

The Vis-à-Vis HiBack seating elements from the Lounge series can be used to form sheltered areas. The high backrests provide an effective acoustic screen, as well as a pleasing visual design feature.

The combination of the LearnBox container and Cross table makes it possible to create an extremely compact, but nevertheless fully-featured workplace.



Cross
Single-seater
table



TriUnion
Triangular stand-at table,
h = 106 cm



NF-Move
Height-adjustable
star-foot chair



NF-Move (Plus)
Height-adjustable
star-foot chair with foot ring



LearnBox
Container



Serie Lounge
Vis-à-Vis HiBack seating
element, occasional table



Base station for the teaching staff.

Without a staff room, a school cannot function effectively. A team needs a shared space, where all members can congregate, arrange meetings and have a base for joint work.

The units in the Serie 800 range of cabinets and shelves can be combined in many different ways to allow everyone their own personal storage space. Here you can keep exercise books, or teaching materials close at hand throughout the day. Specialist publications and daily newspapers can be made readily available on the open shelving.

Small conference tables such as the height-adjustable RondoLift-ST, combined with the comfortable Stratos S5 swivel chairs, help make dis-

cussions a pleasure. Here, the teaching staff can come together for decision-making, or meet in small groups to discuss specific issues. There's also space for a quick coffee, or an informal chat with colleagues.

The Serie 901 rectangular tables provide workplaces for short tasks at any time of day – allowing teachers to make efficient use of the gaps between teaching hours. The NF-Swing cantilevered chair provides comfortable seating.

A team space like this is the perfect start to the working day or throughout the day, where quick get-togethers can be arranged at any time.





RondoLift-ST
Height-adjustable sit-at
and stand-at table



Serie 901
Rectangular table with
square U-shaped bracket



Stratos S5
Swivel chair



NF-Swing
Forward-sprung
cantilevered chair



Serie 800
Combination cabinets and
combination shelving

Teachers' workroom in the school.

Studies have shown: personal workplaces in the school help make life easier for staff.

At their personal workplace, members of staff can work in peace and quiet, away from the often busy, noisy and non-conducive atmosphere of the staff room. Preparing classes, performing follow-up, setting and correcting exercises, writing letters to parents, organising class trips etc, are all made easier with less distraction.

When extended by a comfortable corner to sit in, this type of room can also be used to share ideas with colleagues, or to prepare a joint project.

In summary, workrooms in the school do more than just reduce stress, as we've indicated. They also have the potential to change the team culture among the staff and encourage more positive interaction.





PantoMove-Soft
Height-adjustable
star-foot chair



Serie 800
Cabinets, add-on cabinets
and combination shelving



Cross
Single-seater table



LearnBox
Cabinet



Serie Lounge
Upholstered unit and
occasional table





Relaxation area in the normal working day.

Not even the most stress-hardened teacher can sustain undiminished energy from early morning to late afternoon. A working day at school needs the right flow and rhythm if it is to be used profitably. This includes taking valuable breaks.

A lounge is an inviting place. The comfortable, welcoming furniture highlights in no uncertain terms that this is a place to relax.

Here, teachers can leaf through a newspaper in peace and quiet, as an early morning catch-up, or chat informally over a coffee about social affairs. They can also catch-up on the latest news regarding educational policy, or even point the

armchair towards the window and enjoy the view, relaxing in a free-thinking daydream!

A lounge area of this type can be a delightful well-being benefit for staff, whether teachers, administrators or educational support personnel. The entire team can go beyond simple shared tasks and become evermore close-knit and socially connected.



Serie 800
Cabinets and add-on cabinets
with swing door, kitchenette



RondoStand-ST
Stand-at table



Serie Lounge
Armchair, sofa, bench, chaise longue



Serie Lounge
Occasional tables

3.1 Support:

Homework, leisure time, withdrawal

A child-friendly learning world.

The more time children spend at school, the more important it is to have spaces where they can feel at ease during free time, enjoying a break, or receiving support. It's vital to have furniture that's lively, varied and multifaceted throughout the school day - in a child-friendly way.

Schools today must provide space for a wide range of activities, including homework assignments. For this, it has proven valuable to create separate, individual zones and areas, in order to create an atmosphere conducive to concentrated work.

However, it is also necessary to design a dedicated, inviting withdrawal area for pupils to use at break-time during a long school day - so they can relax and recharge their batteries. Thanks to the use of attractive furnishings, this type of lounge area allows pupils to meet in a pleasant atmosphere, sit together in small groups, or just listen to music and relax.

What's the right furniture for this? The answer is more unconventional items such as upholstered elements, bean bags and seating islands that are more home-like and welcoming at first glance. Innovative seating and play elements that permit a lot of movement, create the right atmosphere to occupy oneself with a relaxing activity - or simply unwind.



Concentrating on homework.

When children spend all day at school, they need places where they can do their homework with someone on-hand to help if needed. Optimally, such spaces should be equipped with versatile furniture that can be easily arranged, then quickly rearranged again when the room is needed for different activities.

The basic equipment for areas such as this consists of extremely lightweight, stackable tables such as the LiteTable-AL and stackable four-legged chairs such as the Compass-VF. When not in use, they're simply stacked together and moved to one side. The Serie 2000-P moveable screens ensure visual separation.



Compass-VF
Four-legged chair



LiteTable-AL
Stackable lightweight table



Serie 2000-P
Screen





Recovery, relaxation, leisure.

Listen to music, chat, natter, flick through a magazine, or just hang out – all are part of what makes a day worthwhile. The more time young people spend in school, the more important it is to have spaces where these 'in-between' activities are possible. A break to enjoy!

We've called this space 'Chill-out' as a welcoming, comfortable name that reflects exactly what we wanted to achieve – opting for furniture with a homely, familiar appearance that doesn't immediately conjure thoughts of school.

Bean bags, low tables and mobile shelving, as well as more playful items such as the stacking stones and padded mats, help create cosy corners or inviting islands where pupils can meet and talk.

It's clear the furniture and cushions need to be tough and easy to maintain, but also practical and highly attractive. An often contradictory challenge, but one we've proven can work!



Gugl
Stackable occasional table
(FloorFriends)



Stapelstein
Multifunctional seating
and play element (FloorFriends)



Shift+ Landscape
Padded mats, carpet elements
and back support rollers (FloorFriends)



Shift+ Landscape
Movable shelving

4.1 Open areas:

Corridor, cloakroom

Take advantage of additional options.


The different areas in a school are no longer designed to serve a single purpose. Instead, they should permit a differentiated usage. Rooms need to be more tailored and flexible, allowing for quick redesigning to suit different groups and requirements – thanks to the use of functional, easy-to-handle furniture.

Corridor areas can also be optimally integrated in everyday school activities, transforming previously unused areas into a learning and living spaces for pupils whenever required. The integration of these spaces into everyday school life is best achieved using highly functional furniture.

In the cloakroom area, the most important consideration is once again outstanding functionality. Our solutions here cover the entire range and extend right up to lockable rows of cabinets. The Serie 600 range of cloakroom and shoe cabinets are available combined, or as simple shoe cabinets. As mobile modules, they can be used wherever they are currently needed. For equipment, there are also wall-mounted coat racks with steel hooks. In summary, it's vital all these items contribute in achieving a high level of neatness and tidiness.



Wall-mounted coat rack
spacer and 3-way hook



Serie 600
Shoe cabinet



Come in and leave the dirt outside!

At school, children should feel completely at home. The first step takes place when they arrive at the classroom door. Here, they can take off their shoes, put on indoor slippers and tidily hang up jackets or coats ready for class. To do this, they need a dedicated wardrobe space, fully equipped with sufficient clothes hooks and footwear storage.

During autumn and winter months, slippers are essential to prevent dirt from outside migrating into the teaching rooms.

If the children work at floor level, then slippers are a must all year round to ensure seating and floor mats always remain clean and inviting too.



4.2 Open areas:

Lunch, school canteen

The power supply in the school.

A quick break-time sandwich isn't really adequate to get through a long day at school. By lunchtime at the latest, everyone needs to refuel. An inviting canteen is exactly the right place.

Of course, eating isn't the only thing that happens here. The canteen is also an important place for social interaction. An inspiring place where everyone who learns, lives and works in the school can meet, talk, share ideas and recuperate.

The furniture must cater for all this variety, where tables can be quickly arranged in stimulating rows for large numbers of people to sit and eat. Smaller tables can also be used to extend these arrangements.

Last but not least, the canteen must be practical and easy to maintain. Here, little details in the furniture make all the difference: Are the tables and chairs robust and able to withstand the demands of everyday school life? Can the surfaces be easily wiped clean? Can the chairs be suspended from the table-top to make it easier to sweep the floor below? We think of all these little details when we begin designing our furniture, carefully incorporating them into our products as much as possible.



Reliable performance every day.

During the long school day, everyone needs to refuel – mostly at lunchtime. However, because the canteen furniture is regularly exposed to high levels of stress and strain during this time, it must remain highly functional, tough and durable, day after day.

The LiteTable-AL never fails to cope with these heavy demands. It is extremely stable, but also very light, so stacking it is not unnecessarily difficult. As a result, it simplifies the task of equipping large rooms with flexible furniture.

The stackable Compass-VF four-legged chair is also ideal as an integral part of this concept. A wide range of vibrant colours is available for the seat/backrest shell, making it possible to design colourful rooms with an individual touch.



Compass-VF
Four-legged chair



LiteTable-AL
Stackable lightweight table



Compass-VF
Four-legged chair



Puzzle
Free-form table



PantoMove-Soft
Height-adjustable
star-foot chair



Serie 800
Cabinets and shelves
with property boxes



RondoLift-KF
Height-adjustable
sit-at and stand-at table



MediaPro-II
Media rail with boards



Canteen and more.

Small schools have no real need of a large canteen. If space is in short supply, then any room may be used for different activities during the day. It requires tables and chairs that facilitate different configurations and combinations with the absolute minimum of effort.

Furniture such as the Puzzle free-form table. With its almost organic indentations, it offers a large usable table surface. The top

edges can be precisely matched too, so if a single table reaches the limits of its capacity, others can be adjoined to it extend it seamlessly.

The Compass-VF four-legged chair is a practical multipurpose element. Stacked in the corner, it provides a back-up store that can be used whenever extra chairs are needed.



www.vs-moebel.de | www.vs-furniture.com

VS Vereinigte Spezialmöbelfabriken GmbH & Co. KG
Hochhäuser Straße 8 | 97941 Tauberbischofsheim, Germany
Tel.: 09341 88-0 | Fax: 09341 88-107 | vs@vs-moebel.de
Export: Phone: +49 9341 88-888 | Fax: +49 9341 88-830 | vsexport@vs-furniture.com



Бесплатный звонок 8 800 700 3209
mail@bogart.ru www.bogart.ru

ОРГАНИЗАЦИЯ РАБОЧЕГО ПРОСТРАНСТВА
ОСНАЩЕНИЕ ОБЩЕСТВЕННЫХ ЗДАНИЙ

